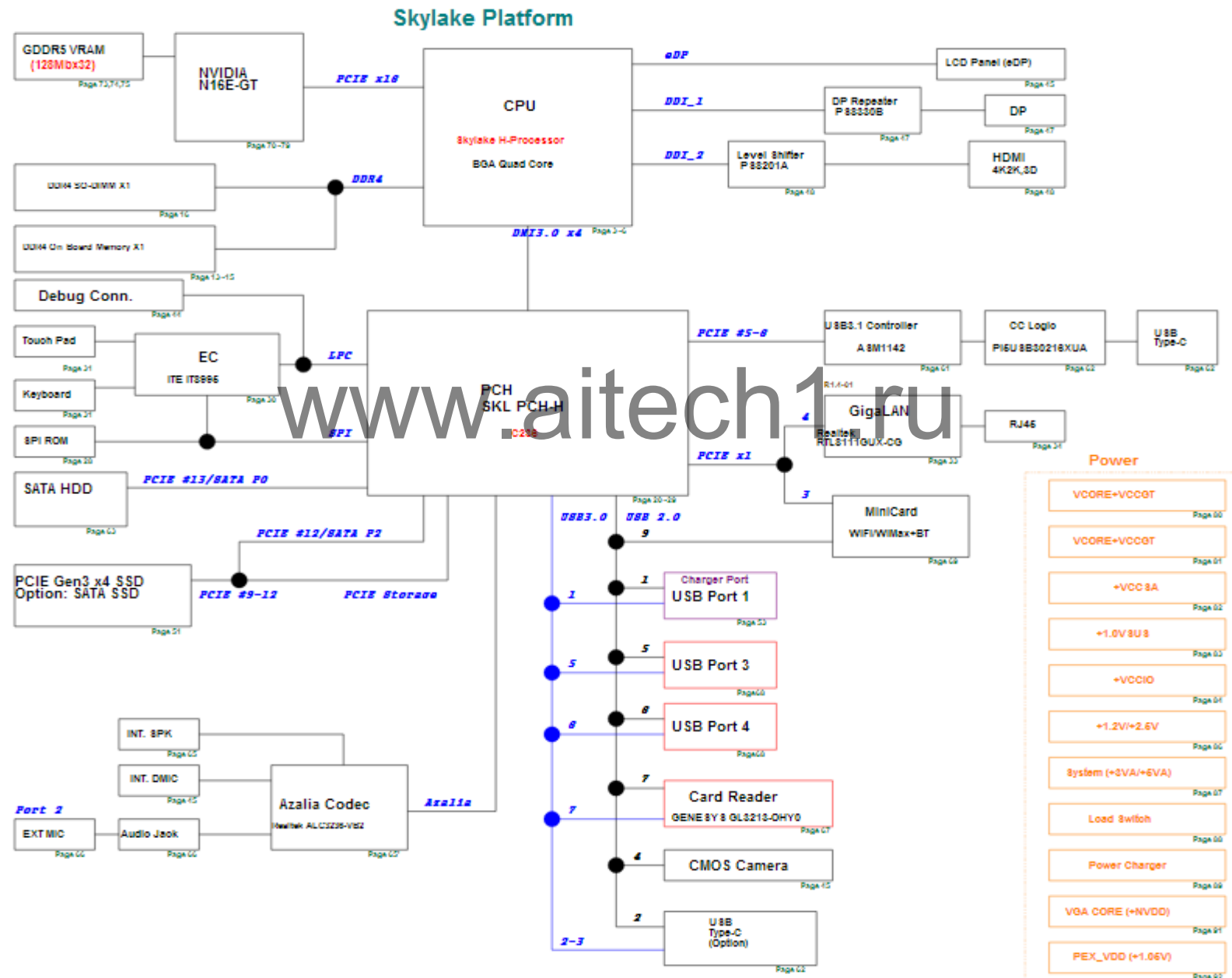
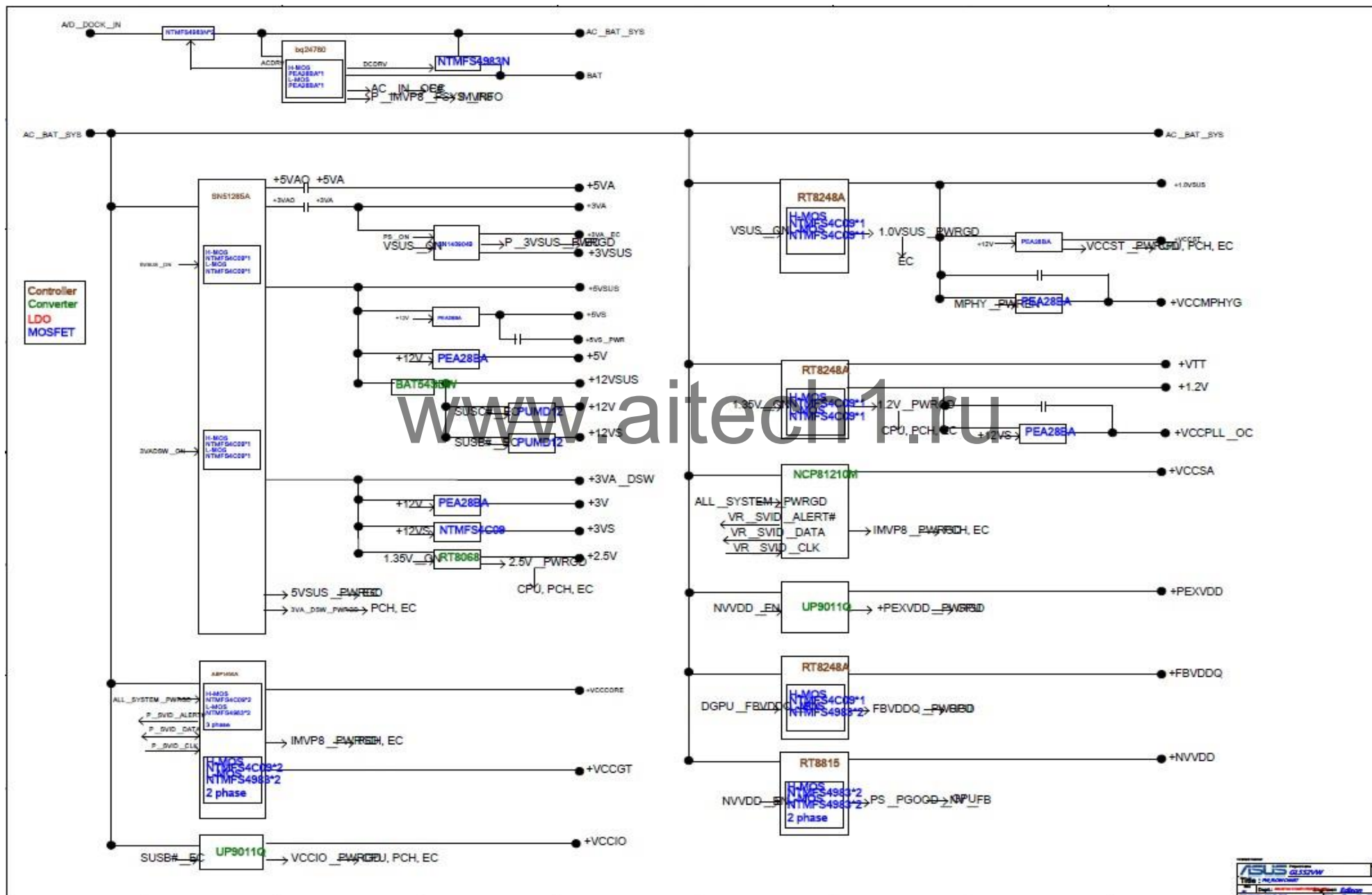


## GL502VT Repair Guide

## BLOCK DIAGRAM

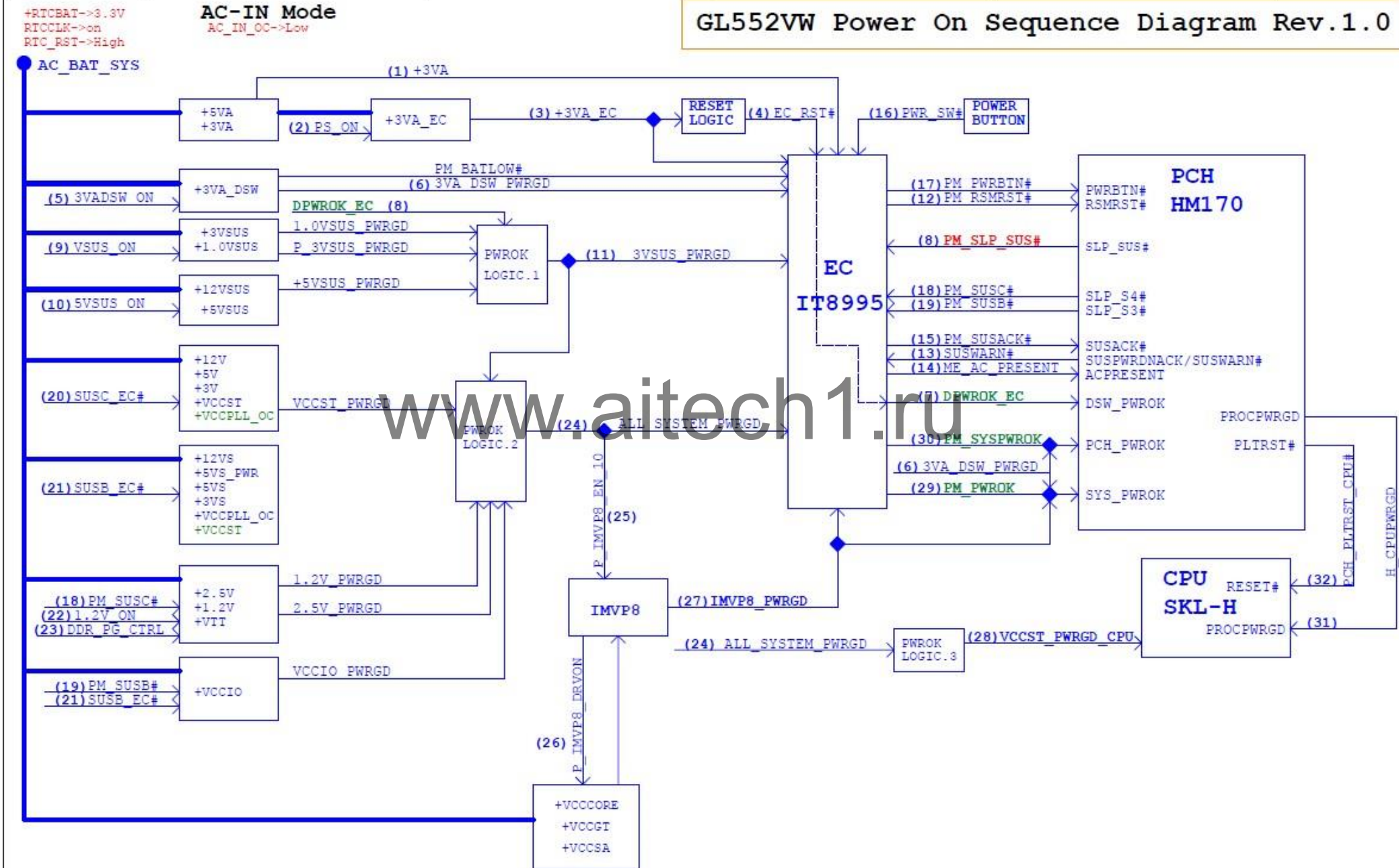


# POWER FLOW



# POWER ON SEQUENCE

GL552VW Power On Sequence Diagram Rev.1.0



# AC\_IN POWER ON SEQUENCE

## AC-IN Mode

Power Signal

(1) +3VA/+5VA

(2) PS\_ON

(3) +3VA\_EC

(4) +EC\_RST#

(5) +3VA\_DSW

(6) 3VA\_DSW\_PWRGD

(7) DPWRK\_EC

(8) PM\_SLP\_SUS#

(9) +3VSUS7/+1.0VSUS

(10) +12VSUS/+5VSUS

(11) 3VSUS\_PWRGD

(12) PM\_RSMRST#

(13) SUSWRN#

(14) ME\_AC\_PRESENT

(15) PCH\_SUSACK#

(16) PWR\_SW#

(17) PM\_PWRBTN#

(18) PM\_SUSC#

(19) PM\_SUSB#

(20) +12V/+5V/+3V/+VCCST

(21) +12VS/+5VS/+5VS\_PWR/+3VS/+VCCPLL\_OC

+1.0V\_VCCST, VCCPLL

+VCCSTG

+VCCPLL\_OC

(22) +1.2V

(23) +2.5V

+VCCIO

DDR\_VTT\_CTRL

+VTT

(24) ALL\_SYSTEM\_PWRGD

(25) P\_IMVP8\_EN\_10

(26) P\_IMVP8\_DRVON

+VCCCORE/+VCCGT/+VCCSA

(27) IMVP8\_PWRGD

(28) VCCST\_PWRGD\_CPU


(29) PM\_PWRK

(30) PM\_SYSPWRK

CLK\_PCH\_BCLK

(31) H\_CPUFWRGD

(32) PCH\_PLTRST\_CPU#



## SLK H Power Sequence (AC mode)

www.aitech1.ru



## DC\_IN POWER ON SEQUENCE

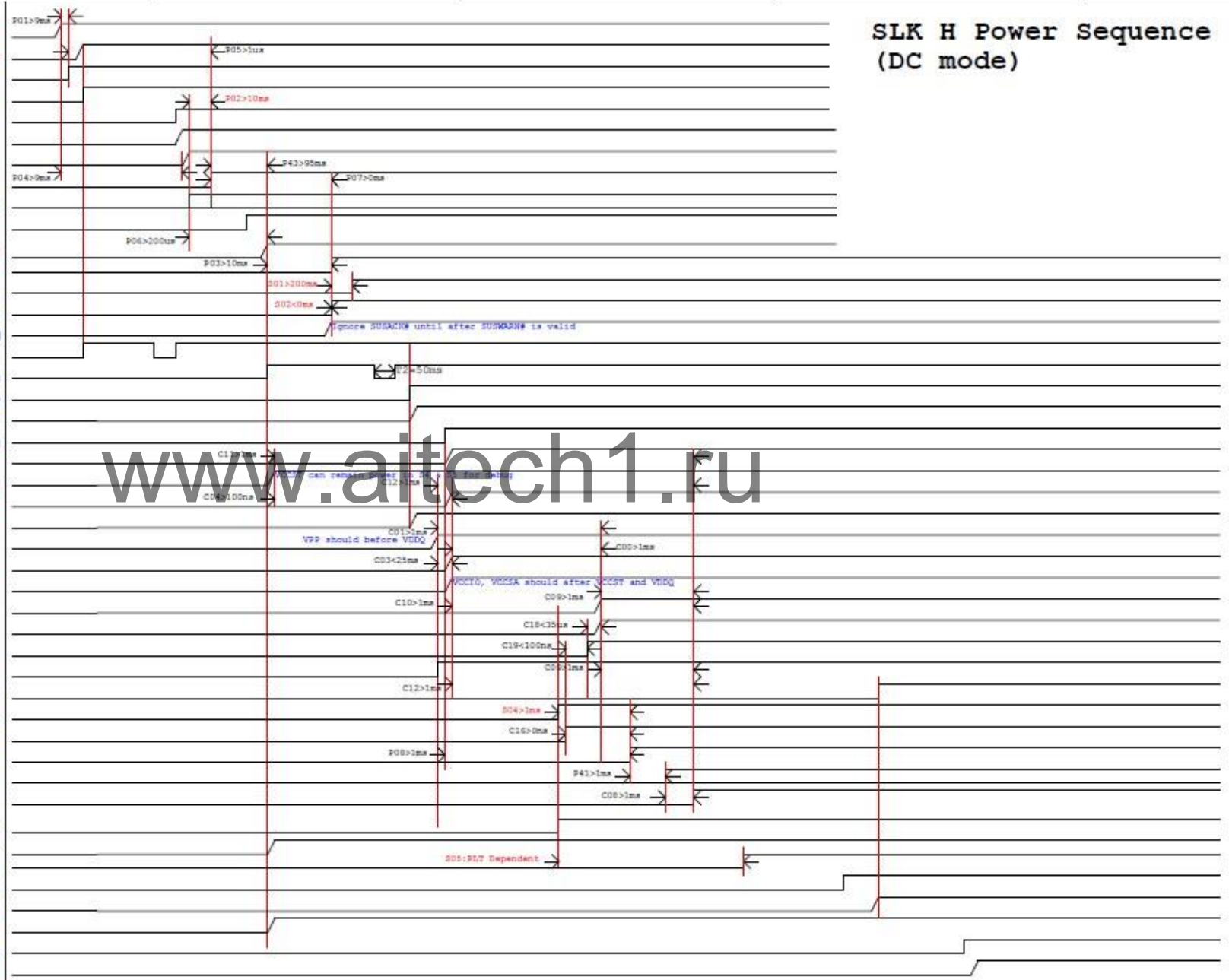
DC-IN Mode

```

C:CPU                                     (+RTCBAT)+3VA_RTC
P:PCH                                     (AC_BAT_SYS)+3VA/+3VA
S:PLT                                     (+3VA_RTC) RTCRST# (PCH)
Power                                     (Power) AC_IN_OC# (EC)
Signal                                     (EC) PS_ON (+3VA_EC)
                                           (PS_ON)+3VA_EC (EC)
                                           (3VADSW_ON)+3VA_DSW (3VA_DSW_FWRGD)
                                           (EC) DPWROK_EC (PCH)
                                           (+3VA_DSW) PM_BATLOW# (PCH)
                                           (PCH) PM_SLP_SUS# (EC)
(VSUS_ON) +1.0VSUS_VCCPRIM (1.0VSUS_FWRGD)
                                           (EC) PM_RSMRST#_PCH (PCH)
                                           (PCH) SUSWARN# (EC)
                                           (EC) ME_AC_PRESENT_PCH (PCH)
                                           (EC) PCH_SUSACK# (PCH)
                                           (PWR_Switch) PWR_SW# (EC)
                                           (EC) PM_FWRBTN# (PCH)
                                           (EC) SUSC_EC# (Power)
                                           (SUSC_EC#)+12V/+5V/+3V
                                           (EC) SUSB_EC# (Power)
                                           (SUSB_EC#)+12VS/+5VS/+3VS
(VSUS_ON) +1.0V_VCCST,VCCPLL (VCCST_FWRGD)
                                           (+VCCIO)+VCCSTG
                                           (1.2V_ON)+2.5V (2.5V_FWRGD)
                                           (1.2V_ON)+VDDQ_CPU (1.2V_FWRGD)
                                           (+12VS)+VCCPLL_OC
                                           (SUSB_EC#)+VCCIO (VCCIO_FWRGD)
(ALL_SYSTEM_FWRGD)+VCCSA (IMVP8_FWRGD)
                                           (DDR_VTT_CTRL)+0.6V
                                           (CPU) DDR_VTT_CTRL (Power)
                                           (Power) 1.2V_FWRGD (AND)
                                           (Power) IMVP8_FWRGD
(AND) ALL_SYSTEM_FWRGD (CPU/PCH/EC/Power)
(ALL_SYSTEM_FWRGD) VCCST_FWRGD_CPU (CPU)
                                           (EC) PM_FWROK_PCH (PCH)
                                           (PCH) CLK_PCH_BCLK (CPU)
                                           (PCH) H_CPUFWRGD (CPU)
(ALL_SYSTEM_FWRGD) P_IMVP8_EN_10 (Power)
                                           (CPU) F_SVID_DATA_X2 (Power)
                                           (EC) PM_SYSPWROK_PCH (PCH)
                                           (PCH) PLT_RST# (CPU/EC/Device)
(P_IMVP8_DRVON)+VCCCORE (IMVP8_FWRGD)
                                           (CPU) H_THERMTRIP# (PCH)
                                           (PCH) DDR4_DRAMRST# (Memory)
                                           +VCCG#


```

### SLK H Power Sequence (DC mode)





# Signal Measure Point-Bottom





## Signal Measure Point-Top

